

DNA4U, the other Gene Gift.  
We pack your Genes!  
WWW.DNA4U.DE

What is DNA4U?

One of the most impressive experiences during my studies was the moment, when the genetic material actually became visible. These flocky white strings, swimming in an alcoholic solution. A few years ago already I had the idea to pack this DNA and make it into a GENius pendant.

Now we pack your DNA in small pendants from glass. There it swims in a liquid, mobile and visible. Or it is embedded in a matrix, apparently floating. So you can get your DNA made into jewellery like chains, earrings or key rings.

Why can you see DNA?

DNA is extremely small. The diameter of one double helix is appr. 1 nm (nano meter, the billionth of a meter). The DNA is tangled up in the nucleus of cells. Stretched out it would be 2 meters long. So why can you see it? What matters is the amount. A huge number of DNA-molecules becomes a small visible „cloud“.

Where do we take the DNA from?

We isolate the DNA from cells of your mucous membrane. Don't worry, this does not hurt at all. In your saliva there are enough cells to extract the DNA from. First you brush over the inside of both cheeks with your tongue and collect the saliva in your mouth. The saliva is then put into the tube with the yellow screw-cap, which is labelled with your customers i.d. This process is repeated three to four times.

The following points are critical:

- You should be sure to firmly brush the inside of your cheeks with your tongue to gather enough cells in your saliva.
- No secretion from the nasal cavity should contaminate your sample.
- Collect app. 0.5 – 1 ml of saliva in the yellow-cap tube.
- Immediately, within 1 – 2 minutes, add the „storage buffer“ (from the tube with the blue cap) to your saliva. Although the „storage buffer“ is not toxic, avoid contact with eyes or mucous membranes.

Send us back both tubes. In a special process we break up the cells and then isolate and purify your DNA. The DNA is then precipitated and becomes visible as a white stringy ball. This is packed into glass ornaments and then sealed.

How can I be sure that it's my own DNA?

All the DNA comes with a certificate, stating that your saliva is the source used for extraction. Reliability is one of our principles.

Procedure:

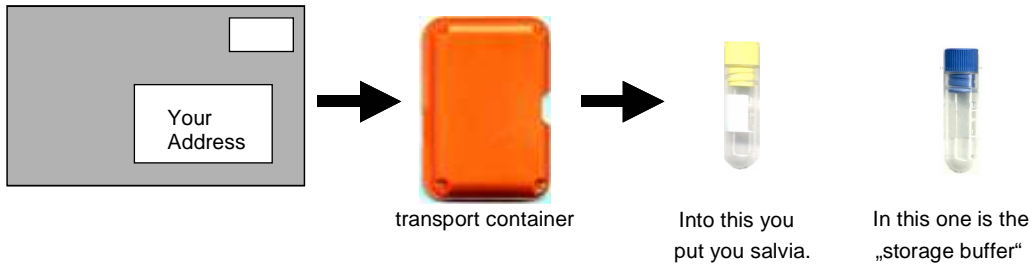
- Place your order of the desired DNA4U-product in our online-shop.
- You will be sent the two tubes, one with a yellow cap to hold your saliva, and a blue-cap tube containing „storage buffer“ which you add to your probe.
- Put both tubes back in the container and then in the envelope supplied.
- Put a stamp on the letter.
- **It is extremely important that the envelope is folded and sealed!!!**
- Pay the respective amount to our bank account (**don't forget your customers i.d.**).

As soon as the respective amount is transferred to our account and your saliva probe is sent back to us we isolate your DNA, pack it and send it back to you.

If the "storage more buffer" becomes too cold, then it appears milky with small flakes. By warming up with the hand, it will become clear and can be used.

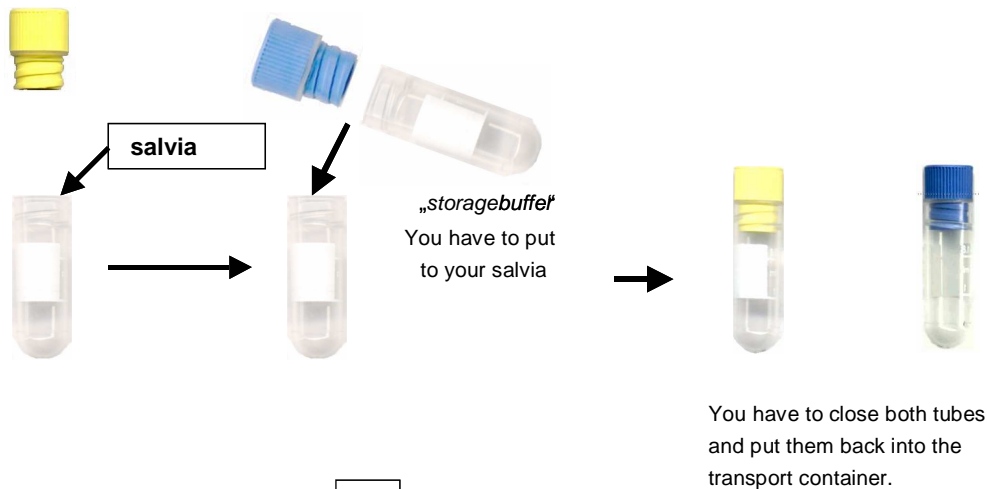
NetBank AG 22704 Hamburg  
Bank-Code-Nr.: 20090500  
Account-Nr.: 7442890

# DNA4U-Instructions

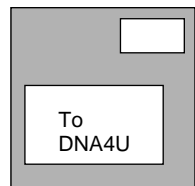


# DNA4U-Instructions

Please follow exactly



Stamp the letter



Stamp and fold the envelope and send it to DNA4U

Put the transport container into the envelop

DNA4U, the other Gene Gift. We pack your Genes!

Dr. Harutyun Melkonyan Warendorfer Str. 3 48145 Münster

+49-251- 4888353 +49-251- 4888362 admin@dna4u.de

WWW.DNA4U.DE